

## 18-24 JEEP WRANGLER JL OE Running Boards



### CAUTION BEFORE INSTALLING

**Before installation** - Read and understand all instructions, warnings, cautions, and notes contained in this installation instruction guide. Consult your vehicle owner's manual for proper disconnection of electrical and lifting of vehicle if required for installation of this product.

This install may require some technical skills and knowledge of basic mechanical work. If you do not feel that you are capable of performing this install please take this product to a trained professional.

After reading this guide please contact us with any questions or concerns before installing product.  
**E-mail: [tech@calliert4x4.com](mailto:tech@calliert4x4.com)**

**CALLIERT is not responsible for any bodily injury or harm to you or your vehicle as a result of an improper install.**

Proper installation of this kit requires knowledge of the factory recommended procedures for removal and installation of original equipment components. We recommend that the factory shop manual and any special tools needed to service your vehicle be on hand during the installation. Installation of this kit without proper knowledge of the factory recommended procedures may affect the performance of these components and the safety of the vehicle.

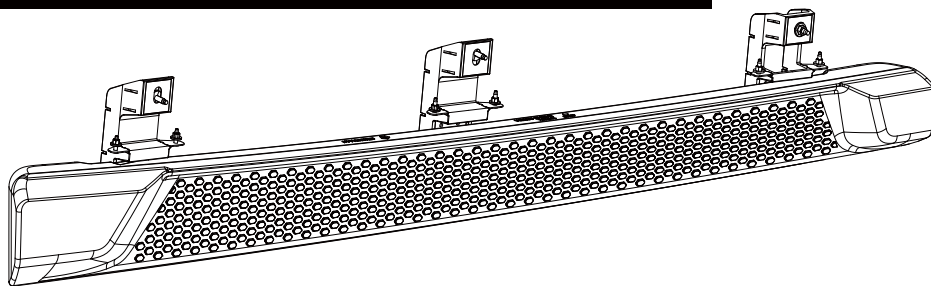
- **Always wear eye protection when operating power tools.** •

*Inspect all contents of this package to make sure product is not damaged and all installation hardware has been included. If parts are missing from kit, please be prepared to provide the following information:*

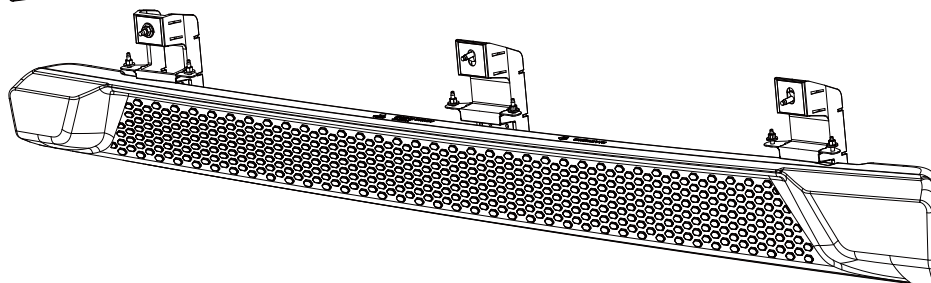
- Name of purchase location
- Bar Code on side of box

# INSTALLATION MANUAL

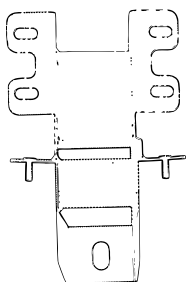
A.



B.

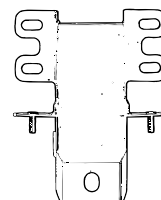


①




x4

②



x2

C.



M8\*20mm  
Hex Head Bolt

x6

F.



M10  
Washer

x6

D.



M6  
Hex Flange Nut

x12


G.



M8  
Washer

x24

E.



M6\*20mm  
Button Head  
Hex Socket Bolt

x24

H.



M6  
Washer

x12

# INSTALLATION **MANUAL**

